

# Data Sheet Wöhr Parklift 440-2,6

Single unit = 2 cars      Suitable for condominium and office buildings.  
 Double unit = 4 cars      For permanent use only!\*

\* In case of short time user  
 - only possible on upper platform  
 and only if technically adjusted,  
 ask WÖHR!  
 Or with attendant or valet parking both  
 levels are possible for short time user.

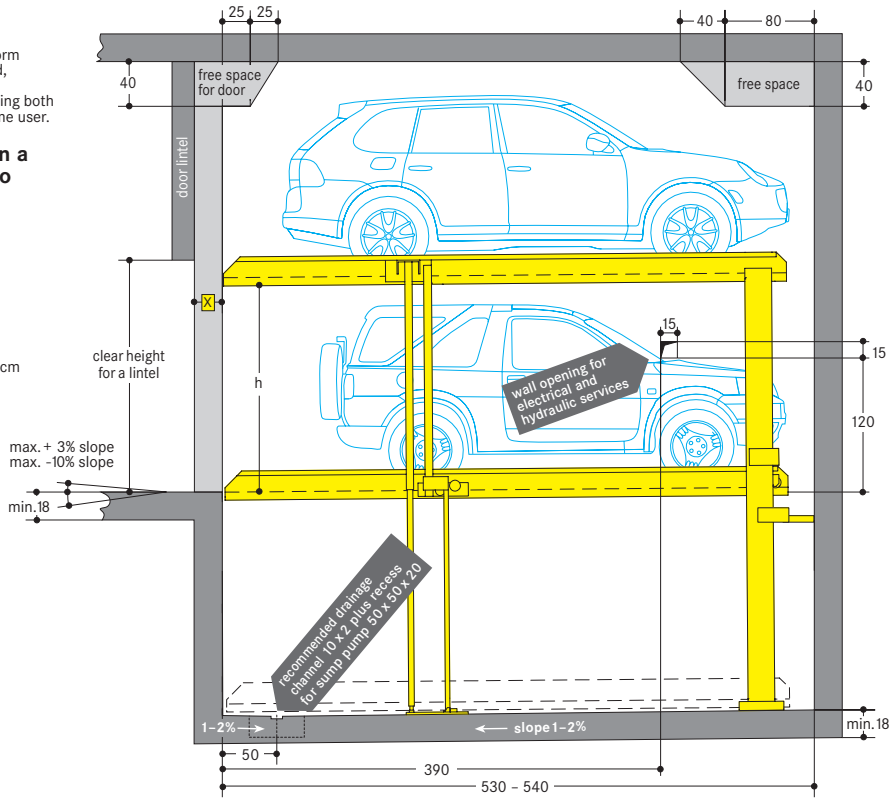
**Both platforms are in a horizontal position to drive in.**

**Load per platform**  
**max. 2600 kg**  
**(load per wheel**  
**max. 650 kg)**

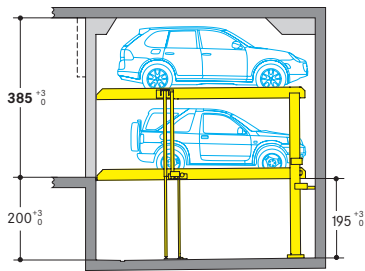
☒ = only applicable if garage doors are to be fitted.  
 For roller doors x = 10 / 15 cm

☒ = to be clarified with door supplier

Dimensions in cm



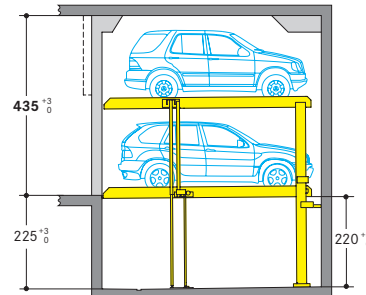
## Comfort type 440-200/195 · 2600 kg



	car height	distance (h)
UL	cars/vans/SUVs up to 180 cm	
LL	cars/vans/SUVs up to 180 cm	185

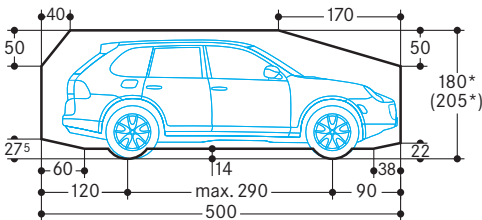
UL = upper level, LL = lower level

## Premium type 440-225/220 · 2600 kg



	car height	distance (h)
UL	cars/vans/SUVs up to 205 cm	
LL	cars/vans/SUVs up to 205 cm	210

## Clearance profile



**With a minimum garage length of 540 cm, larger executive cars of up to 510 cm length can be parked.**

\* The total car height includes roof rail and antenna fixture and must not exceed the mentioned max. height dimension.

## Notes

- Clear platform width of 250 cm for car widths of 190 cm (see width dimensions stated on page 2). For large touring sedans we recommend a clear platform width of at least 260-270 cm for single and 520-540 cm for double systems
- Due to recent increases in car length dimensions, and potential future developments, a pit length of 540 cm is advisable. This also offers a greater safety distance for future car sizes.
- At the edge of the pit a 10 cm wide, yellow-black marking according to ISO 3864 has to be provided by the purchaser (see "statics and construction requirements" on page 3).
- It is not possible to have channels or undercuts and/or concrete haunches along the pit floor-to-wall joints. In the event that channels or undercuts are necessary, the system width needs to be reduced or the pit needs to be wider.
- The manufacturer reserves the right to construction or model modifications and/or alterations. Furthermore, the right to any subsequent part modification and/or variations and amendments in procedures and standards due to technical and engineering progresses in the art or due to environmental regulation changes, are also hereby reserved.

**Wöhr Parking Systems Pvt. Ltd.**  
 Gat No.1098, Urawade Road, Pirangut,  
 Tal. Mulshi, Dist. Pune - 412 115  
 Maharashtra, India +91 206 674 8848  
[www.wohrparking.in](http://www.wohrparking.in)

## Width dimensions · Underground garages

All dimensions shown are minimum. Construction tolerances must be taken into consideration.  
All dimensions in cm.

The access to the Parklift is possible with max. 3% declination and max. 10% inclination.

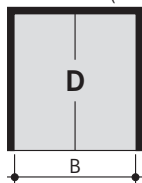
### Wall to wall

Single unit (2 cars)



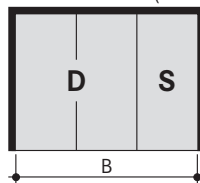
Space required B	gives clear platform width
280	250
290	260
300	270

Double unit (4 cars)



Space required B	gives clear platform width
530	500
550	520
570	540

Combinated unit (6 cars)



Space required B	gives clear platform width
810	500+250
840	520+260
870	540+270

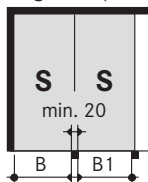
Wall openings required between partitions for electrical and hydraulic conduits must be provided where applicable. Wall openings may not be closed after installation.

The driving aisle width to be compliant with country regulations locally in force.

Other width combinations as well as smaller widths are possible.

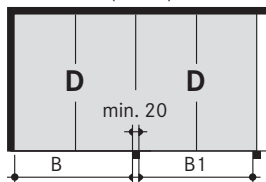
### Pillars outside pit

Single unit (2 cars)



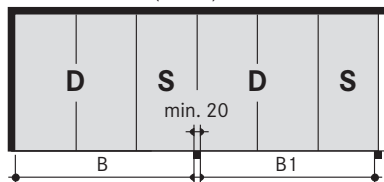
Space required wall- pillar B	pillar- pillar B1	gives clear platform width
270	260	250
280	270	260
290	280	270

Double unit (4 cars)



Space required wall- pillar B	pillar- pillar B1	gives clear platform width
520	510	500
540	530	520
560	550	540

Combinated unit (6 cars)



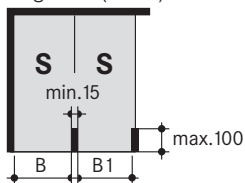
Space required wall- pillar B	pillar- pillar B1	gives clear platform width
800	790	500+250
830	820	520+260
860	850	540+270

The driving aisle width to be compliant with country regulations locally in force.

Other width combinations as well as smaller widths are possible.

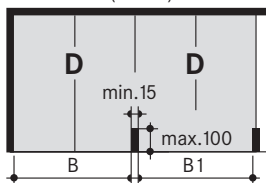
### Pillars inside pit

Single unit (2 cars)



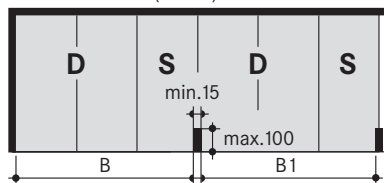
Space required wall- pillar B	pillar- pillar B1	gives clear platform width
275	265	250
285	275	260
295	285	270

Double unit (4 cars)



Space required wall- pillar B	pillar- pillar B1	gives clear platform width
525	515	500
545	535	520
565	555	540

Combinated unit (6 cars)



Space required wall- pillar B	pillar- pillar B1	gives clear platform width
805	795	500+250
835	825	520+260
865	855	540+270

The driving aisle width to be compliant with country regulations locally in force.

Other width combinations as well as smaller widths are possible.

### Important notes

If maximum platform widths are not installed, difficulties might arise when entering or exiting the cars on the parking units. This depends on the car type, the access and the individual driving behaviour.

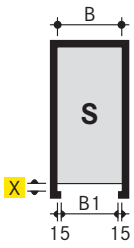
For parking slots at edges or between walls, we recommend going for our maximum platform widths.  
For cars wider than 190 cm, platform width of 270/540 cm is required to enter and exit the car at drivers-side.

## Width dimensions · Garages with doors

All dimensions shown are minimum. Construction tolerances must be taken into consideration.  
All dimensions in cm.

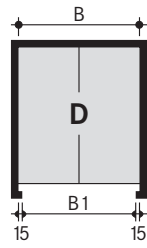
The access to the Parklift is possible with max. 3% declination and max. 10% inclination.

### Single garages (2 cars)



Space required B	B1	gives clear platform width
280	250	250
290	260	260
300	270	270

### Double garages (4 cars)



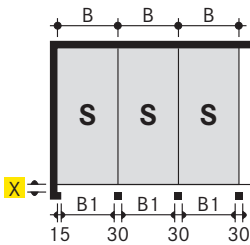
Space required B	B1	gives clear platform width
530	500	500
550	520	520
570	540	540

x = for doors. See page 1

Wall openings required between partitions for electrical and hydraulic conduits must be provided where applicable. Wall openings may not be closed after installation.

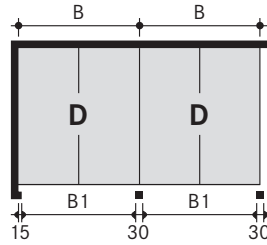
The driving aisle width to be compliant with country regulations locally in force.

### Serial garages with single doors (2 cars)



Space required B	B1	gives clear platform width
280	250	250
290	260	260
300	270	270

### Serial garages with double doors (4 cars)

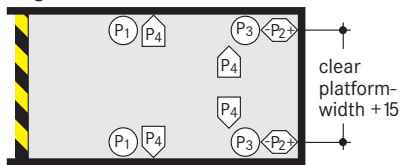


Space required B	B1	gives clear platform width
530	500	500
550	520	520
570	540	540

The driving aisle width to be compliant with country regulations locally in force.

## Statics and construction requirements

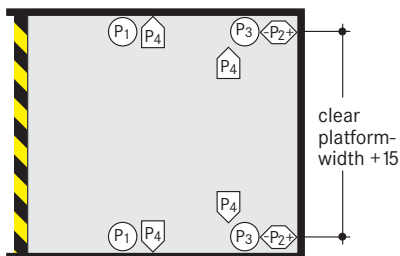
Single unit



↑ Marking according to ISO 3864

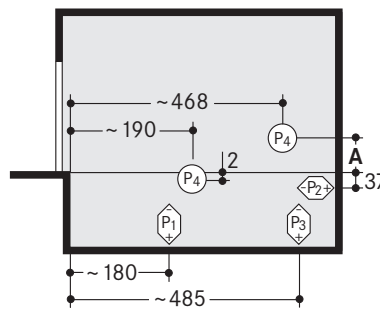
P1 = +50 kN  
- 10 kN  
P2 = + 3 kN  
- 3 kN  
P3 = +18 kN  
- 5 kN  
P4 = + 3 kN

Double unit



P1 = +90 kN  
- 9 kN  
P2 = + 5 kN  
- 5 kN  
P3 = +32 kN  
- 3 kN  
P4 = + 3 kN

\*all static loadings include the weight of the car



	A
Parklift 440-200/195	42
Parklift 440-225/220	45

Bearing loads are transmitted to the pit floor by base plates of approximately 300 cm<sup>2</sup>, fixed by heavy duty anchor bolts to a depth of approximately 10–12 cm. Base plate thickness min. 18 cm.

Concrete quality according to the static building requirements, however for the dowel fixing concrete quality of min. C20/25 is required.

When fixing to waterproof concrete floors, chemical anchor bolts are supplied (to be confirmed by WÖHR).

The front wall of the pits must be formed of concrete and must be perfectly flat and vertical without any protrusions.

The specified lengths to the support points are mean values. Please contact us for exact positions for any variations on the standard units.

## Hydraulic power pack

The location of the hydraulic power pack is determined according to your plan – space requirements are as following:

Dimensions in cm	1–5 Single units or 1–3 Double units
Length:	200
Height:	140
Depth:	35

## Electrical datas

Item	Performance	Quantity	Designation	Position	Frequency
1	by customer	1 unit	electric meter	in the feed cable	
2	by customer	1 unit	fuse or automatic circuit breaker 3x25A slow blow acc. to DIN VDE 0100 p. 430	in the feed cable	1 per power pack
3	by customer as locally required	as locally required	acc. to local power supply regulations 3 Ph + N + PE* 230/400 V, 50 Hz	feed cable to main switch	1 per power pack
4	by customer	each 10 m	equipotential bonding safety lead-out connection	corner pit floor/ rear wall	
5	by customer	1 unit	equipotential bonding safety compliant to the DIN EN 60204 standard	from the lead-out connection to the Parklift system	1 per Parklift

Items 6 – 14 are included in WÖHR's scope of delivery unless otherwise specified in the offer/order.

\* DIN VDE 0100 part 410 + 430 (not under permanent load) 3PH+N+PE (three-phase current) Note: Where a door is used to close the garage, the manufacturer of the door must be consulted before the electric cable is laid.

The power supply cabling for the main switch must be provided onsite for the date set for the start of the assembly procedures at the very latest. Lay-in and hook-up to the lockable main switch must strictly be performed onsite during the assembly procedures. Our assembly technicians working onsite can also be available to work together with the Electricians in order to verify the system's functional capabilities.

Should a verification of the system's functional capabilities be requested at a later date, said verification can be performed by WÖHR against compensation.

In compliance with the DIN EN 60204 standard provisions, all systems must be connected directly on site with an earthed equipotential bonding. The lead-out connection must be at a 10 m distance!

## Noise protection

Basis is the German DIN 4109 "Noise protection in buildings".

With the following conditions required 30 dB (A) in rooms can be provided:

- noise protection package from our accessory
- insulation figure of the construction of min.  $R'_{w} = 57$  dB
- walls which are bordering the parking systems must be done as single wall and deflection resistant with min.  $m^2 = 300$  kg/m<sup>2</sup>
- solid ceiling above the parking systems with min.  $m^2 = 400$  kg/m<sup>2</sup>

At differing constructional conditions additional sound absorbing measures are necessary.

The best results are reached by separated sole plates from the construction.

### Increased noise protection:

If increased noise protection must be provided planning has to be confirmed on a project basis by WÖHR (further building measures are required).

## Temperature

The installation is designed to operate between +5° and +40°C. Atmospheric Humidity: 50% at +40°C. If the local circumstances differ from the above please contact WÖHR.

## Drainage

We recommend the provision of a drainage channel at the front of the pit which can either incorporate a pump sump 50 x 50 x 20 cm, or a connection into the storm water sewerage system via a petrol/oil interceptor. If the pump sump is not

accessible for manual drainage, the client must provide a pump on site to empty the pump sump. To prevent any possibility of contamination of the ground-water we recommend that the pit floor is coated with an oil proof paint.

## Conformity inspection (TÜV)

The parking systems comply with the EC Machinery Directive and with the DIN EN 14010. An additional, freely optional conformity inspection is furthermore performed by the TÜV SÜD.

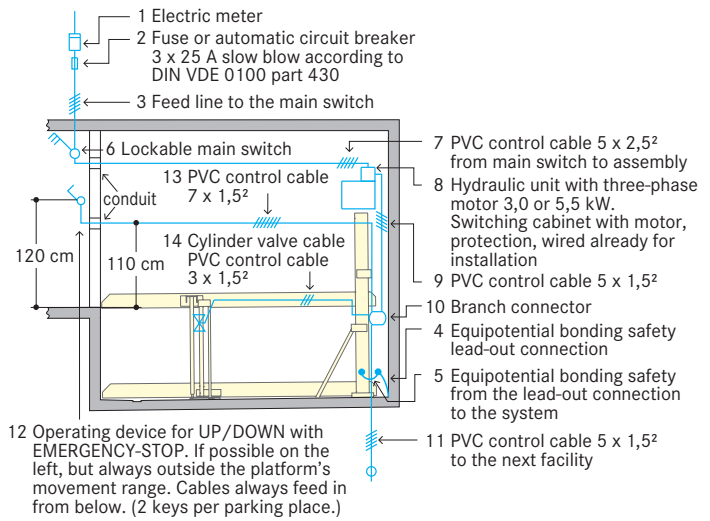
## Illumination

Illumination has to be considered acc. to local requirements by the customer.

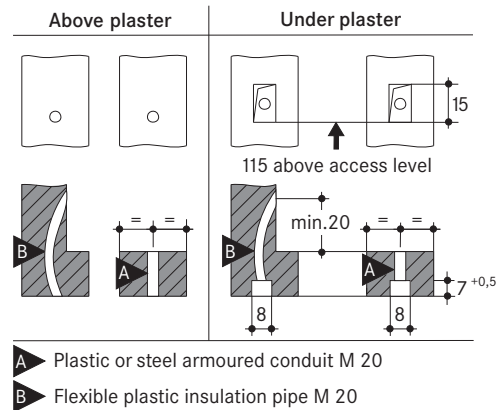
## Free spaces

Special drawings for free spaces to accommodate air ducts or other pipes can be requested at WÖHR Agent!

## Installation diagram



## Recesses and conduits for rotary switches with rolling and sectional gates



## Railings

The units need to be provided acc. EN ISO 13857 with safety railings if the gap between unit and wall exceeds 20cm. If walkways are arranged directly to the side or behind the systems, railings have to be provided by the customer acc. to local requirements, height min. 200 cm – this is applicable during the construction phase too.

## Maintenance

WÖHR and its foreign partners have an assembly and customer network. Annual maintenance is performed at conclusion of a maintenance contract.

## Protection against corrosion

Independent of a maintenance workings has to be carried out acc. to WÖHR Cleaning and Maintenance Instruction regularly.

Clean up galvanized parts and platforms of dirt and road salt as well as other pollution (corrosion danger)!

Pit must always be ventilated and deaired well.

## Parking place width

We recommend a clear platform width of at least 250 cm and/or of at least 500 cm for double systems.

## Dimensions

All dimensions shown are minimum. Construction tolerances must be taken into consideration. All dimensions in cm.

## Fire safety

Each and every fire safety requirement and all possible mandatory item(s) and equipment(s) (fire extinguishing systems and fire alarm systems, etc.) are to be provided by the customer.