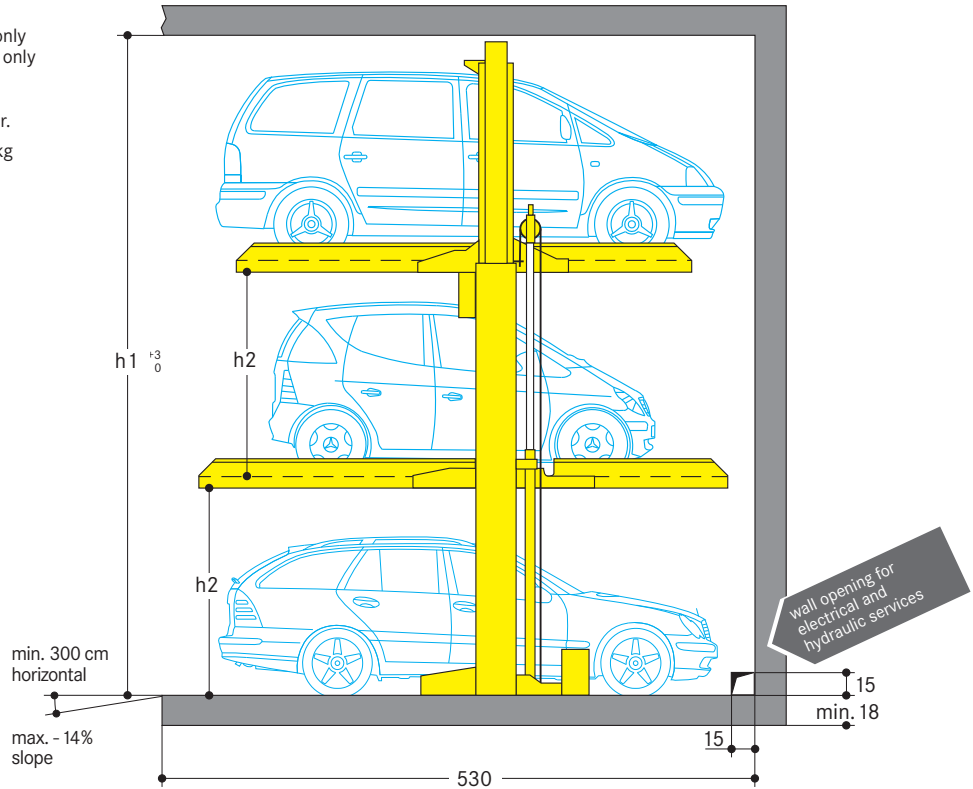


Data Sheet Wöhr Parklift 421


Dependent Parking
For Permanent user only*

* In case of short time user (e.g. for office-, hotel-, commercial building) only possible on lower parking space and only if technically adjusted, ask WÖHR!
Or with attendant or valet parking all levels are possible for short time user.
Load per platform max. 2000/2600 kg (load per wheel 500/650 kg)
Dimensions in cm

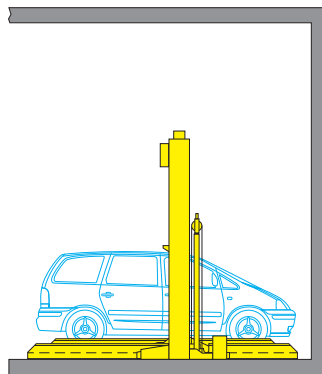


| | Parklift 421-500 | Parklift 421-530 | Parklift 421-560 | Parklift 421-590 | Parklift 421-650 |
|------------|------------------|------------------|------------------|------------------|------------------|
| Height h1 | 500 | 530 | 560 | 590 | 650 |
| Height h2 | 155 | 165 | 175 | 185 | 205 |
| Car height | 150 | 160 | 170 | 180 | 190 |

Function

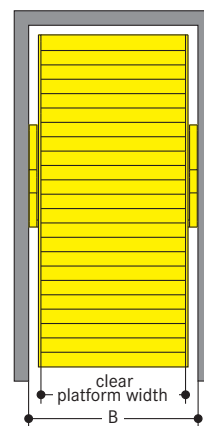


Before lowering the platforms, the car on the entrance level must be driven off!



Before lowering the upper platform, the car on the middle level must also be driven off!

Width dimensions



| Space required B | Gives clear platform width upper level | middle level |
|------------------|--|--------------|
| 260 | 220 | 230 |
| 270 | 230 | 240 |
| 280 | 240 | 250 |
| 290 | 250 | 260 |
| 300 | 260 | 270 |

Notes

- Car width max. 190 cm. In case of special platform widths narrower than 230/240 cm respectively, the maximum vehicle width is reduced accordingly. For cars with two outside mirrors, a minimum platform width of min. 250 cm is recommended.
- According to ISO 3864 the floor has to be marked with 10 cm wide yellow-black stripes at a distance of 35 cm from the platform edge by the purchaser (see "statics and construction requirements" on page 2).
- It is not possible to have channels or undercuts and/or concrete haunches along the floor-to-wall joints. In the event that channels or undercuts are necessary, the system width needs to be reduced or the installation width needs to be wider.
- The manufacturer reserves the right to modify or alter above specifications.

Wöhr Parking Systems Pvt. Ltd. | Gat No.1098, Urawade Road Pirangut Tal. Mulshi, Dist. Pune - 412 115
Maharashtra, India +91 20 6674 8848 | www.wohrparking.in

Electrical datas

| Item | Performance | Quantity | Designation | Position | Frequency |
|------|-------------|---------------------|---|--|-----------------------|
| 1 | by customer | 1 unit | electric meter | in the feed cable | |
| 2 | by customer | 1 unit | fuse or automatic circuit breaker 3 x 25 A slow blow acc. to DIN VDE 0100 p. 430 | in the feed cable | 1 per power pack |
| 3 | by customer | as locally required | acc. to local power supply regulations 3 Ph + N + PE* | feed cable to main switch | 1 per power pack |
| 4 | by customer | each 10 m | equipotential bonding safety lead-out connection | corner pit floor/ rear wall | |
| 5 | by customer | 1 unit | equipotential bonding safety compliant to the DIN EN 60204 standard | from the lead-out connection to the system | 1 per Parklift system |
| 6 | by customer | 1 unit | marked main switch, lockable to prevent unauthorized switching on | above operating device | 1 per power pack |
| 7 | by customer | 10 m | PVC control cable with marked strands and protective conductor 5 x 2.5 ² | from main switch to hydraulic power pack | 1 per power pack |

Items 8-16 are included in Wöhr's scope of delivery unless otherwise specified in the offer/order.

* DIN VDE 0100 part 410 + 430 (not under permanent load) 3PH+N+PE (three-phase current) Note: Where a door is used to close the garage, the manufacturer of the door must be consulted before the electric cable is laid.

The electrical components supplied by the manufacturer must be connected in accordance with the appropriate wiring diagram and local regulations. German VDE electrical requirements must be adhered to, in order to validate the TÜV tested circuit.

The electrical supply to the power pack(s) must be provided prior to or during installation to

enable our fitters to complete their work satisfactorily and to check the correct functioning of the units.

In compliance with the DIN EN 60204 standard provisions, all systems must be connected directly on site with an earthed equipotential bonding. The lead-out connection must be at a 10 m distance!

Noise protection

Basis is the German DIN 4109 "Noise protection in buildings".

With the following conditions required 30 dB (A) in rooms can be provided:

- noise protection package from our accessory
- insulation figure of the construction of min. $R'_w = 57$ dB
- walls which are bordering the parking systems must be done as single wall and deflection resistant with min. $m' = 300$ kg/m²
- solid ceiling above the parking systems with min. $m' = 400$ kg/m²

At differing constructional conditions additional sound absorbing measures are necessary.

The best results are reached by separated sole plates from the construction.

Increased noise protection:

If increased noise protection must be provided planning has to be confirmed on a project basis by Wöhr (further building measures are required).

Temperature

The installation is designed to operate between +5° and +40°C. Atmospheric Humidity: 50% at +40°C. If the local circumstances differ from the above please contact Wöhr.

Hydraulic power packs

For the accommodation of the hydraulic power packs an additional space is required which will be determined during the verifications of the drawings, e.g. in a wall recess.

Dimensions

All dimensions shown are minimum. Construction tolerances must be taken into consideration. All dimensions in cm.

Conformity test

All our systems are checked according to EC machinery directive 2006/42/EC and EN 14010.

Railings

If walkways are arranged directly to the side or behind the systems, railings have to be provided acc. EN ISO 13857 by client acc. to local requirements, height min. 200cm.

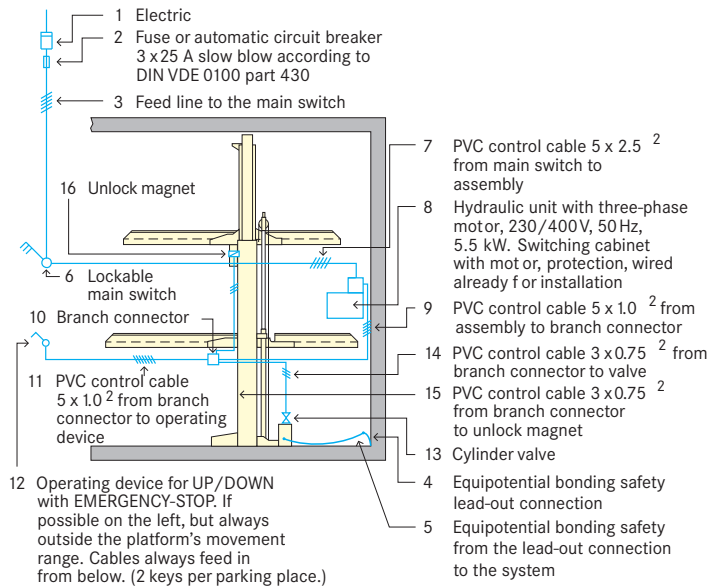
Maintenance

Regular maintenance by qualified personnel can be provided by means of an Annual Service Contract.

Fire Safety

Each and every fire safety requirement and all possible mandatory item(s) and equipment(s) (fire extinguishing systems and fire alarm systems, etc.) are to be provided by the customer.

Installation diagram



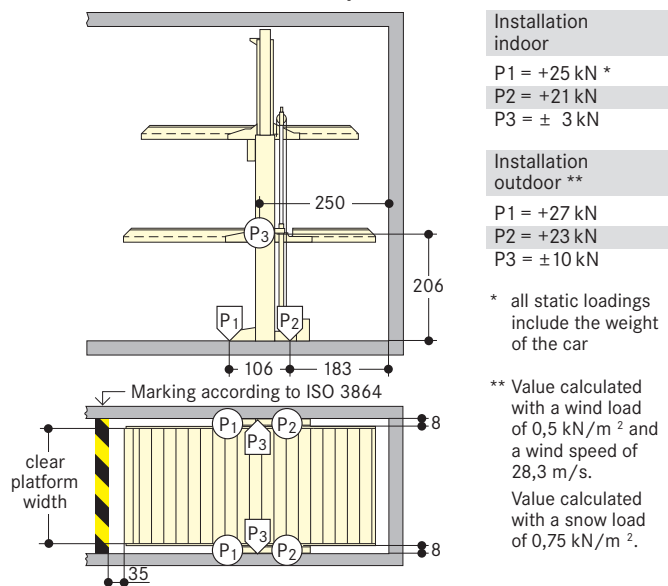
Protection against corrosion

Independent of a maintenance workings has to be carried out acc. to Wöhr Cleaning and Maintenance Instruction regularly.

Clean up galvanized parts and platforms of dirt and road salt as well as other pollution (corrosion danger)!

Pit must be always ventilated and deaired well.

Statics and construction requirements



The units will be fixed on the anchor points with heavy duty anchor bolts to a depth of approx. 10-12cm.

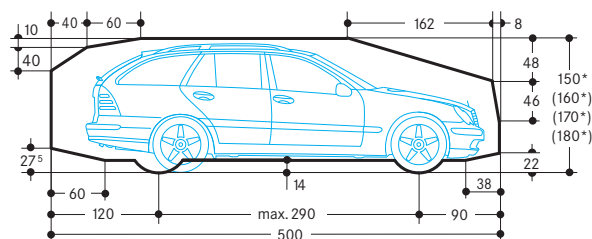
Base plate thickness minimum 18 cm! Concrete quality according to the static requirements of the building, but for the dowel fastening we require a concrete quality of min. C20/25.

Special foundations are required with asphalt floors or paving-stones. For outdoor installation sidewise supporting is necessary; available against additional charge.

Notes

In case of lower cars with spoilers, contact Company Wöhr or local agent (see "clearance profile").

Clearance profile (standard car)



* The total car height includes roof rail and antenna fixture must not exceed the mentioned max. height dimension.